

Fiscal Year                      Start Year                      End Year  
   2022                      –                      2023

*Authority Budget of:*  
*Hardyston Municipal Utilities Authority*

State Filing Year                      2022

*For the Period:*                      *September 1, 2022*    to    *August 31, 2023*

[www.hardyston.com](http://www.hardyston.com)  
Authority Web Address



*Division of Local Government Services*

**2022 AUTHORITY BUDGET  
CERTIFICATION SECTION**

**2022**

Hardyston Municipal Utilities Authority

**AUTHORITY BUDGET**

**FISCAL YEAR: September 01, 2022 to August 31, 2023**

**For Division Use Only**

**CERTIFICATION OF APPROVED BUDGET**

*It is hereby certified that the approved Budget made a part hereof complies with the requirements of law and the rules and regulations of the Local Finance Board, and approval is given pursuant to N.J.S.A. 40A:5A-11.*

*State of New Jersey  
Department of Community Affairs  
Director of the Division of Local Government Services*

By: \_\_\_\_\_ Date: \_\_\_\_\_

**CERTIFICATION OF ADOPTED BUDGET**

*It is hereby certified that the adopted Budget made a part hereof has been compared with the approved Budget previously certified by the Division, and any amendments made thereto. This adopted Budget is certified with respect to such amendments and comparisons only.*

*State of New Jersey  
Department of Community Affairs  
Director of the Division of Local Government Services*

By: \_\_\_\_\_ Date: \_\_\_\_\_

# 2022 CERTIFICATION OF AUTHORITY CAPITAL BUDGET / PROGRAM

## Hardyston Municipal Utilities Authority


(Authority Name)

**Fiscal Year: September 01, 2022 to August 31, 2023**

*Check the box for the applicable statement below:*

It is hereby certified that the Authority Capital Budget/Program annexed hereto is a true copy of the Capital Budget/Program approved, pursuant to N.J.A.C. 5:31-2.2, along with the Annual Budget, of governing body of the Hardyston Municipal Utilities Authority, on .

It is hereby certified that the governing body of the Hardyston Municipal Utilities Authority have elected **NOT** to adopt and Capital Budget/Program for the aforesaid fiscal year, pursuant to N.J.A.C. 5:31-2.2, along with the Annual Budget by the governing body of the Hardyston Municipal Utilities for the following reason(s):

<b>Officer's Signature:</b>	
<b>Name:</b>	Brian Kaminski
<b>Title:</b>	Secretary
<b>Address:</b>	149 Wheatsworth Road Hardyston, NJ 07460
<b>Phone Number:</b>	973-823-7020
<b>Fax Number:</b>	N/A
<b>E-mail Address:</b>	BKaminski@Hardyston.com

# 2022 AUTHORITY BUDGET RESOLUTION

## Hardyston Municipal Utilities Authority

### FISCAL YEAR: September 01, 2022 to August 31, 2023

WHEREAS, the Annual Budget for Hardyston Municipal Utilities Authority for the fiscal year beginning September 01, 2022 and ending August 31, 2023 has been presented before the governing body of the Hardyston Municipal Utilities Authority at its open public meeting of August 1, 2022; and

WHEREAS, the Annual Budget as introduced reflects Total Revenues of \$1,588,495.00, Total Appropriations including any Accumulated Deficit, if any, of \$1,595,995.00, and Total Unrestricted Net Position planned to be utilized as funding thereof, of \$7,500.00; and

WHEREAS, the Capital Budget as introduced reflects Total Capital Appropriations of \$337,250.00 and Total Unrestricted Net Position planned to be utilized as funding thereof, of \$0.00; and

WHEREAS, the schedule of rents, fees and other charges in effect will produce sufficient revenues, together with all other anticipated revenues to satisfy all obligations to the holders of bonds of the Authority, to meet operating expenses, capital outlays, debt service requirements, and to provide for such reserves, all as may be required by law, regulation or terms of contracts and agreements; and

WHEREAS, the Capital Budget/Program, pursuant to N.J.A.C. 5:31-2, does not confer any authorization to raise or expend funds; rather it is a document to be used as part of the said Authority's planning and management objectives. Specific authorization to expend funds for the purposes described in this section of the budget must be granted elsewhere; by bond resolution, by a project financing agreement, by resolution appropriating funds from the Renewal and Replacement Reserve or other means provided by law.

NOW, THEREFORE BE IT RESOLVED, by the governing body of the Hardyston Municipal Utilities Authority, at an open public meeting held on August 1, 2022 that the Annual Budget, including all related schedules, and the Capital Budget/Program of the Hardyston Municipal Utilities Authority for the fiscal year beginning September 01, 2022 and ending August 31, 2023, is hereby approved

BE IT FURTHER RESOLVED, that the anticipated revenues as reflected in the Annual Budget are of sufficient amount to meet all proposed expenditures/expenses and all covenants, terms and provisions as stipulated in the said Housing Authority's outstanding debt obligations, capital lease arrangements, service contracts, and other pledged agreements; and

BE IT FURTHER RESOLVED, that the governing body of the Hardyston Municipal Utilities Authority will consider the Annual Budget and Capital Budget/Program for Adoption on September 12, 2022.

\_\_\_\_\_  
 (Secretary's Signature)

8/1/2022  
 \_\_\_\_\_  
 (Date)

**Governing Body Recorded Vote**

Member	Aye	Nay	Abstain	Absent
Mr. Cicerale	X			
Mr. Kaminski	X			
Mr. Marples				X
Mr. Codner	X			
Mr. O'Grady				X
Mr. Alfano	X			
Mr. Wortche	X			


# 2022 ADOPTION CERTIFICATION

Hardyston Municipal Utilities Authority

## AUTHORITY BUDGET

**FISCAL YEAR: September 01, 2022 to August 31, 2023**

It is hereby certified that the Authority Budget and Capital Budget/Program annexed hereto is a true copy of the Budget adopted by the governing body of the Hardyston Municipal Utilities Authority, pursuant to N.J.A.C 5:31- on September 12, 2022.

<b>Officer's Signature:</b>			
<b>Name:</b>	Brian Kaminski		
<b>Title:</b>	Secretary		
<b>Address:</b>	149 Wheatsworth Road Hardyston, NJ 07460		
<b>Phone Number:</b>	973-823-7020	<b>Fax:</b>	N/A
<b>E-mail address:</b>			

# 2022 ADOPTED BUDGET RESOLUTION

## Hardyston Municipal Utilities Authority

### FISCAL YEAR: September 01, 2022 to August 31, 2023

WHEREAS, the Annual Budget and Capital Budget/Program for the Hardyston Municipal Utilities Authority for the fiscal year beginning September 01, 2022 and ending August 31, 2023 has been presented for adoption before the governing body of the Hardyston Municipal Utilities Authority at its open public meeting of September 12, 2022; and


WHEREAS, the Annual Budget and Capital Budget as presented for adoption reflects each item of revenue and appropriation in the same amount and title as set forth in the introduced and approved budget, including all amendments thereto, if any, which have been approved by the Director of the Division of Local Government Services; and

WHEREAS, the Annual Budget presented for adoption reflects Total Revenues of \$1,588,495.00, Total Appropriations, including any Accumulated Deficit, if any, of \$1,595,995.00, and Total Unrestricted Net Position utilized of \$7,500.00; and

WHEREAS, the Capital Budget as presented for adoption reflect Total Capital Appropriations of \$337,250.00 and Total Unrestricted Net Position Utilized of \$0.00; and

NOW, THEREFORE BE IT RESOLVED, by the governing body of the Hardyston Municipal Utilities Authority at an open public meeting held on September 12, 2022 that the Annual Budget and Capital Budget/Program of the Hardyston Municipal Utilities Authority for the fiscal year beginning September 01, 2022 and ending August 31, 2023 is hereby adopted and shall constitute appropriations for the purposes stated; and

BE IT FURTHER RESOLVED, that the Annual Budget and Capital Budget/Program as presented for adoption reflects each item of revenue and appropriation in the same amount and title as set forth in the introduced and approved budget, including all amendments thereto, if any, which have been approved by the Director of the Division of Local Government Services.

  
 \_\_\_\_\_  
 (Secretary's Signature)

9/14/22  
 \_\_\_\_\_  
 (Date)

**Governing Body Recorded Vote**

Member	Aye	Nay	Abstain	Absent
Mr. Cicerale	X			
Mr. Kaminski				X
Mr. Marples				X
Mr. Codner	X			
Mr. O'Grady				X
Mr. Alfano	X			
Mr. Wortche	X			

# 2022 PREPARER'S CERTIFICATION

Hardyston Municipal Utilities Authority

## AUTHORITY BUDGET

**FISCAL YEAR: September 01, 2022 to August 31, 2023**

It is hereby certified that the Authority Budget, including the Annual Budget and the Capital Budget/Program annexed hereto, represents the memberers of the governing body's resolve with respect to statute in that; all estimates revenue are reasonable, accurate and correctly stated; all items of appropriation are properly set forth; and in form, and content, the budget will permit the exercise of the comptroller function within the Authority.

It is further certified that all proposed budgeted amounts and totals are correct. Also, I hereby provide reasonable assurance that all assertions contained herein are accurate and all required schedules are completed and attached.

Preparer's Signature:	<i>Paul Cuva</i>
Name:	Paul J. Cuva
Title:	Auditor
Address:	401 Wanaque Avenue Pompton Lakes, 07442
Phone Number:	973-835-7900
Fax Number:	973-835-6631
E-mail Address:	paulcuv@optonline.net




# AUTHORITY INTERNET WEBSITE CERTIFICATION

Authority's Web Address:	www.hardyston.com
--------------------------	-------------------

All authorities shall maintain either an Internet website or a webpage on the municipality's or county's Internet website. The purpose of the website or webpage shall be to provide increased public access to the authority's operations and activities. N.J.S.A. 40A:5A-17.1 requires the following items to be included on the Authority's website at a minimum for public disclosure. Check the boxes below to certify the Authority's compliance with N.J.S.A. 40A:5A-17.1.

- A description of the Authority's mission and responsibilities.
- The budgets for the current fiscal year and immediately preceding two prior years.
- The most recent Comprehensive Annual Financial Report (Unaudited) or similar financial information *(Similar information includes items such as Revenue and Expenditure pie charts, or other types of charts, along with other information that would be useful to the public in understanding the finances/budget of the Authority).*
- The complete (all pages) annual audits (not the Audit Synopsis) for the most recent fiscal year and immediately preceding two prior years.
- The Authority's rules, regulations and official policy statements deemed relevant by the governing body of the Authority to the interests of the residents within the Authority's service area or jurisdiction.
- Notice posted pursuant to the "Open Public Meetings Act" for each meeting of the Authority, setting forth the time date, location and agenda of each meeting.
- The approved minutes of each meeting of the Authority including all resolutions of the board and their committees; for at least three consecutive fiscal years.
- The name, mailing address, electronic mail address and phone number of every person who exercises day-to-day supervision or management over some or all of the operations of the Authority.
- A list of attorneys, advisors, consultants and any other person, firm, business, partnership, corporation or other organization which received any remuneration of \$17,500 or more during the preceding fiscal year for any service whatsoever rendered to the Authority.

It is hereby certified by the below authorized representative of the Authority that the Authority's website or webpage as identified above complies with the minimum statutory requirements of N.J.S.A. 40A:5A-17.1 as listed above. A check in each of the above boxes signifies compliance.

Name of Officer Certifying Compliance: Carrine Piccolo-Kaufer  
Title of Officer Certifying Compliance: Administrator  
Signature: 

# 2022 APPROVAL CERTIFICATION

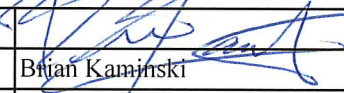
Hardyston Municipal Utilities Authority

## AUTHORITY BUDGET

**FISCAL YEAR: September 01, 2022 to August 31, 2023**

It is hereby certified that the Authority Budget, including all schedules appended hereto, are a true copy of the Annual Budget and Capital Budget/Program approved by resolution by the governing body Hardyston Municipal Utilities Authority, at an open public meeting held pursuant to N.J.A.C. 5:31-2.3, on August 1, 2022.

It is further certified that the recorded vote appearing in the resolution represents not less than a of the full membership of the governing body thereof.

<b>Officer's Signature:</b>	
<b>Name:</b>	Brian Kaminski
<b>Title:</b>	Secretary
<b>Address:</b>	149 Wheatsworth Road Hardyston, NJ 07460
<b>Phone Number:</b>	973-823-7020
<b>Fax Number:</b>	N/A
<b>E-mail Address:</b>	

# 2022 AUTHORITY BUDGET RESOLUTION

## Hardyston Municipal Utilities Authority

### FISCAL YEAR: September 01, 2022 to August 31, 2023

WHEREAS, the Annual Budget for Hardyston Municipal Utilities Authority for the fiscal year beginning September 01, 2022 and ending August 31, 2023 has been presented before the governing body of the Hardyston Municipal Utilities Authority at its open public meeting of August 1, 2022; and

WHEREAS, the Annual Budget as introduced reflects Total Revenues of \$1,588,495.00, Total Appropriations including any Accumulated Deficit, if any, of \$1,595,995.00, and Total Unrestricted Net Position planned to be utilized as funding thereof, of \$7,500.00; and

WHEREAS, the Capital Budget as introduced reflects Total Capital Appropriations of \$337,250.00 and Total Unrestricted Net Position planned to be utilized as funding thereof, of \$0.00; and

WHEREAS, the schedule of rents, fees and other charges in effect will produce sufficient revenues, together with all other anticipated revenues to satisfy all obligations to the holders of bonds of the Authority, to meet operating expenses, capital outlays, debt service requirements, and to provide for such reserves, all as may be required by law, regulation or terms of contracts and agreements; and

WHEREAS, the Capital Budget/Program, pursuant to N.J.A.C. 5:31-2, does not confer any authorization to raise or expend funds; rather it is a document to be used as part of the said Authority's planning and management objectives. Specific authorization to expend funds for the purposes described in this section of the budget must be granted elsewhere; by bond resolution, by a project financing agreement, by resolution appropriating funds from the Renewal and Replacement Reserve or other means provided by law.

NOW, THEREFORE BE IT RESOLVED, by the governing body of the Hardyston Municipal Utilities Authority, at an open public meeting held on August 1, 2022 that the Annual Budget, including all related schedules, and the Capital Budget/Program of the Hardyston Municipal Utilities Authority for the fiscal year beginning September 01, 2022 and ending August 31, 2023, is hereby approved

BE IT FURTHER RESOLVED, that the anticipated revenues as reflected in the Annual Budget are of sufficient amount to meet all proposed expenditures/expenses and all covenants, terms and provisions as stipulated in the said Housing Authority's outstanding debt obligations, capital lease arrangements, service contracts, and other pledged agreements; and

BE IT FURTHER RESOLVED, that the governing body of the Hardyston Municipal Utilities Authority will consider the Annual Budget and Capital Budget/Program for Adoption on September 12, 2022.

\_\_\_\_\_  
 (Secretary's Signature)

8/1/2022  
 \_\_\_\_\_  
 (Date)

**Governing Body Recorded Vote**

Member	Aye	Nay	Abstain	Absent
Mr. Cicerale	X			
Mr. Kaminski	X			
Mr. Marples				X
Mr. Codner	X			
Mr. O'Grady				X
Mr. Alfano	X			
Mr. Wortche	X			

**2022 AUTHORITY BUDGET  
NARRATIVE AND INFORMATION SECTION**

# 2022 AUTHORITY BUDGET MESSAGE & ANALYSIS

## Hardyston Municipal Utilities Authority

**FISCAL YEAR: September 01, 2022 to August 31, 2023**

*Answer all questions below using the space provided. Do not attach answers as a separate document.*

1. Complete a brief statement on the Fiscal Year 2022 proposed Annual Budget and make comparison to the Fiscal Year 2021 adopted budget for each Revenues and Appropriations. Explain any variances over +/-10% (as shown on budget pages F-2 and F-4) for each individual revenue and appropriation line item. Explanations of variances should include a description of the reason for the increase or decrease in the budgeted line item, not just an indication of the amount and percent of change. Upload any supporting documentation that will help explain the reason for the increase or decrease in the budgeted line item.

Service Charges (+163,926, +12.7%) - Water and sewer rates are being increased to meet the expenditure needs of the Authority to keep itself SELF-liquidating

Developers Agreements (+10,320, +20.1%) - These fees increased in relation to the cost of operating the system.

Fire Suppression Revenue (+14,500, +100%) - These revenues are a new charge to the commercial customers to pay for the cost of the fire suppression system.

Interest Earned (-10,000, +55.6%) - Decrease in budgeted interest income due to an anticipated decrease in the interest rate earned on investments.

Materials and Repairs (+80,000, +72.7%) - The water and sewer systems are aging resulting in a greater need for repairs and maintenance to the systems.

Renewal and Replacement Reserve (-29,588, -100%) - The Authority is not budgeting any funds for the renewal and replacement reserves.

Other Unrestricted Net Position Utilized (-15,309, -67.1%) - The Authority utilized unrestricted net position to maintain rates through tough economic periods, which are subject to change depending on the needs of the Authority.

2. Describe the state of the local/regional economy and how it may impact the proposed Annual Budget, including the planned Capital Program.

The local economy is recovering from the COVID 19 pandemic. Inflation is a major contribution to the increased costs to operate and maintain the water and sewer systems.

3. Describe the reasons for utilizing Unrestricted Net Position in the proposed Annual Budget (i.e. rate stabilization, debt service reduction, to balance the budget, etc.) If the Authority's budget anticipated a use of Unrestricted Net Position, this question must be answered.

The Authority is utilizing \$7,500 of unrestricted undesignated net position in the 2023 proposed annual budget. The Authority is raising rates this year to offset increasing operating costs. The \$7,500 unrestricted net position is being utilized to pay for the cost of a one time budget line item.

# 2022 AUTHORITY BUDGET MESSAGE & ANALYSIS

Hardyston Municipal Utilities Authority

FISCAL YEAR: September 01, 2022 to August 31, 2023

*Answer all questions below using the space provided. Do not attach answers as a separate document.*

4. Identify any sources of funds transferred to the County/Municipality as a budget subsidy or shared service payments, pilot payments, or other types of contracts or agreements. (Example - To provide police services to the Authority, etc. and explain the reason for the transfer (i.e. to balance the County/Municipal Budget, etc.)

No funds transferred to the county/municipality.

5. The proposed budget must not reflect an anticipated deficit from 2022 operations. If there exists an accumulated deficit from prior year's budgets (and funding is included in the proposed budget as a result of a prior year deficit) explain the funding plan to eliminate said deficit (N.J.S.A. 40A:5A-12). If the Authority has a net deficit reported in its most recent audit, it must provide a deficit reduction plan in response to this question.

Not applicable.

**(Prepare a response to deficits in most recent audit report pertaining to Deficits to Unrestricted Net Position caused by recording Pension and Post-Employment Benefits liabilities as required by GASB 68 and GASB 75) and similar types of deficits in the audit report. How would these deficits be funded?**

# 2022 AUTHORITY BUDGET MESSAGE & ANALYSIS

Hardyston Municipal Utilities Authority

FISCAL YEAR: September 01, 2022 to August 31, 2023

*Answer all questions below using the space provided. Do not attach answers as a separate document.*

6. Attach a schedule of the Authority's existing rate structure (connection fees, parking fees, service charges, etc.) **if it has been changed since the prior year budget submission** and a schedule of the proposed rate structure for the upcoming fiscal year. Explain any proposed changes in the rate structure and attach the resolution approving the change in rate structure, if applicable. (If no changes to fees or rates, indicate answer as "**Rates Are Staying The Same**").

Rates are increasing to meet the demand of operating the water and sewer system.

See proposed new rate structure for the upcoming fiscal year 2023.

# AUTHORITY CONTACT INFORMATION

## 2022

Please complete the following information regarding this Authority. **All** information requested below must be completed.

<b>Name of Authority:</b>	Hardyston Municipal Utilities Authority		
<i>Federal ID Number:</i>	22-2764669		
<i>Address:</i>	149 Wheatsworth Road, Suite 1		
<i>City, State, Zip:</i>	Hardyston	NJ	07419
<i>Phone: (ext.)</i>	973-823-7020	<i>Fax:</i>	973-823-7021

<b>Preparer's Name:</b>	Paul J. Cuva		
<i>Preparer's Address:</i>	401 Wanaque Avenue		
<i>City, State, Zip:</i>	Pompton Lakes	NJ	07442
<i>Phone: (ext.)</i>	973-835-7900	<i>Fax:</i>	973-835-6631
<i>E-mail:</i>	paulcuv@optonline.net		

<b>Chief Executive Officer*</b>	Carrine Piccolo-Kaufer		
<i>*Or person who performs these functions under another title.</i>			
<i>Phone: (ext.)</i>	973-823-7030	<i>Fax:</i>	973-823-7021
<i>E-mail:</i>	<a href="mailto:cpiccolo@hardyston.com">cpiccolo@hardyston.com</a>		

<b>Chief Financial Officer*</b>	Grant Rome		
<i>*Or person who performs these functions under another title.</i>			
<i>Phone: (ext.)</i>	973-729-4103	<i>Fax:</i>	973-729-2012
<i>E-mail:</i>	<a href="mailto:grant.rome@spartanj.org">grant.rome@spartanj.org</a>		

<b>Name of Auditor:</b>	Paul J. Cuva		
<i>Name of Firm:</i>	Wielkotz & Company, LLC.		
<i>Address:</i>	401 Wanaque Avenue		
<i>City, State, Zip:</i>	Pompton Lakes	NJ	07442
<i>Phone: (ext.)</i>	973-835-7900	<i>Fax:</i>	973-835-6631
<i>E-mail:</i>	paulcuv@optonline.net		



# AUTHORITY INFORMATIONAL QUESTIONNAIRE

## Hardyston Municipal Utilities Authority

**FISCAL YEAR: September 01, 2022 to August 31, 2023**

1. Provide the number of individuals employed as reported on the Authority's most recent Form W-3, Transmittal of Wage, and Tax Statement:

2. Provide the amount of total salaries and wages reported on the Authority's most recent Form W-3, Transmittal of Wage, and Tax Statements:

3. Provide the number of regular voting members of the governing body:

*(5 or 7 per State statute, possibly more for regional authorities)*

4. Provide the number of alternate voting members of the governing body:

*(Maximum is 2)*

5. **Regional Authorities Only** - Did all individuals that were required to file a Financial Disclosure Statement for the current fiscal year because of their relationship with the Authority file the form as required?

*Check to see if individuals filed their FDS on the FDS webpage: <https://www.nj.gov/dca/divisions/dlgs/resources/fds.html>.*

**If "no", provide a list of those individuals who failed to file a Financial Disclosure Statement and an explanation as to the reason for their failure to file.**

6. Does the Authority have any amounts receivable from current or former commissioners, officers, key employees, or the highest compensated employee?

*If "yes", provide a list of those individuals, their position, the amount receivable, and a description of the amount due to the Authority.*

7. Was the Authority a party to a business transaction with one of the following parties:

a. A current or former commissioner, officer, key employee, or highest compensated employee?

b. A family member of a current or former commissioner, officer, key employee, or highest compensated employee?

c. An entity of which a current or former commissioner, officer, key employee, or highest compensated employee (or family member thereof) was an officer or direct or indirect owner?

*If the answer to any of the above is "yes", provide a description of the transaction including the name of the commissioner, officer, key employee, or highest compensated employee (or family member thereof) of the Authority; the name of the entity and relationship to the individual or family member; the amount paid; and whether the transaction was subject to a competitive bid process.*

8. Did the Authority during the most recent fiscal year pay premiums, directly or indirectly, on a personal benefit contract\*?

*\*A personal benefit contract is generally any life insurance, annuity, or endowment contract that benefits, directly or indirectly, the transferor, a member of the transferor's family, or any other person designated by the transferor.*

*If "yes", provide a description of the arrangement, the premiums paid, and indicate the beneficiary of the contract.*

9. Explain the Authority's process for determining compensation for all persons listed on Page N-4. Include whether the Authority's process includes any of the following: 1) review and approval by the commissioners or a committee thereof; 2) study or survey of compensation data for comparable positions in similarly sized entities; 3) annual or periodic performance evaluation; 4) independent compensation consultant; and/or 5) written employment contract. Attach a narrative of your Authority's procedures for all individuals listed on Page N-4 (2 of 2).

# AUTHORITY INFORMATIONAL QUESTIONNAIRE (CONTINUED)

Hardyston Municipal Utilities Authority

**FISCAL YEAR: September 01, 2022 to August 31, 2023**

10. Did the Authority pay for meals or catering during the current fiscal year? No

*If "yes", provide a detailed list of all meals and/or catering invoices for the current fiscal year and provide an explanation for each expenditure listed.*

11. Did the Authority pay for travel expenses for any employee of individual listed on Page N-4? No

*If "yes", provide a detailed list of all travel expenses for the current fiscal year and provide an explanation for each expenditure listed.*

12. Did the Authority provide any of the following to or for a person listed on Page N-4 or any other employee of the Authority?

- |   |    |
|---|----|
| a. First class or charter travel                      | No |
| b. Travel for companions                              | No |
| c. Tax indemnification and gross-up payments          | No |
| d. Discretionary spending account                     | No |
| e. Housing allowance or residence for personal use    | No |
| f. Payments for business use of personal residence    | No |
| g. Vehicle/auto allowance or vehicle for personal use | No |
| h. Health or social club dues or initiation fees      | No |
| i. Personal services (i.e. maid, chauffeur, chef)     | No |

*If the answer to any of the above is "yes", provide a description of the transaction including the name and position of the individual and the amount expended.*

13. Did the Authority follow a written policy regarding payment or reimbursement for expenses incurred by employees and/or commissioners during the course of Authority business and does that policy require substantiation of expenses through receipts or invoices prior to reimbursement? Yes

*If "no", attach an explanation of the Authority's process for reimbursing employees and commissioners for expenses. (If your authority does not allow for reimbursements, indicate that in answer).*

14. Did the Authority make any payments to current or former commissioners or employees for severance or termination? No

*If "yes", provide explanation, including amount paid.*

15. Did the Authority make payments to current or former commissioners or employees that were contingent upon the performance of the Authority or that were considered discretionary bonuses? No

*If "yes", provide explanation including amount paid.*

16. Did the Authority receive any notices from the Department of Environmental Protection or any other entity regarding maintenance or repairs required to the Authority's systems to bring them into compliance with current regulations and standards that it has not yet taken action to remediate? No

*If "yes", provide explanation as to why the Authority has not yet undertaken the required maintenance or repairs and describe the Authority's plan to address the conditions identified.*

# AUTHORITY INFORMATIONAL QUESTIONNAIRE (CONTINUED)

Hardyston Municipal Utilities Authority

**FISCAL YEAR: September 01, 2022 to August 31, 2023**

17. Did the Authority receive any notices of fines or assessments from the Department of Environmental Protection or any other entity due to noncompliance with current regulations (i.e. sewer overflow, etc.)?  No

*If "yes", provide description of the event or condition that resulted in the fine/assessment and indicate the amount of the fine/assessment.*

# AUTHORITY INFORMATIONAL QUESTIONNAIRE (CONTINUED)

Hardyston Municipal Utilities Authority

**FISCAL YEAR: September 01, 2022 to August 31, 2023**

*Use the space below to provide clarification for any Questionnaire responses.*

Question 9 - Not applicable. No persons on page N-4 receive compensation.

**AUTHORITY SCHEDULE OF COMMISSIONERS, OFFICERS, KEY EMPLOYEES  
HIGHEST COMPENSATED EMPLOYEES AND INDEPENDENT CONTRACTORS**

**Hardyston Municipal Utilities Authority**

**FISCAL YEAR: September 01, 2022 to August 31, 2023**

*Complete the attached table for all persons required to be listed per #1-4 below.*

- 1) List all of the Authority's current commissioners and officers and amount of compensation from the Authority as defined below. Enter zero if no compensation was paid.
- 2) List all of the Authority's key employees and highest compensated employees other than a commissioner or officer as defined below and amount of compensation from the Authority.
- 3) List all of the Authority's former officers, key employees, and highest compensated employees who received more than \$100,000 in reportable compensation from the Authority during the most recent fiscal year completed.
- 4) List all of the Authority's former commissioners who received more than \$10,000 in reportable compensation from the Authority during the most recent fiscal year completed.

**Commissioner:** A member of the governing body of the authority with voting rights. Include alternates for the purposes of this schedule.

**Officer:** A person elected or appointed to manage the authority's daily operations at any time during the year, such as the chairperson, vice-chairperson, secretary, or treasurer. For the purposes of this schedule, treat the authority's top management official and top financial officer as officers, if applicable. A member of the governing body may be both a commissioner and an officer for the purposes of this schedule.

**Key Employee:** An employee or independent contractor of the authority (other than a commissioner or officer) who meets

- a) The individual received reportable compensation from the authority and other public entities in excess of \$150,000 for the most recent fiscal year completed; and
- b) The individual has responsibilities or influence over the authority as a whole or has power to control or determine 10% or more of the authority's capital expenditures or operating budget.

**Highest Compensated Employee:** One of the five highest compensated employees or independent contractors of the authority other than current commissioners, officers, or key employees whose aggregate reportable compensation from the authority and other public entities is greater than \$100,000 for the most recent fiscal year completed.

**Compensation:** All forms of cash and non-cash payments or benefits provided in exchange for services, including salaries and wages, bonuses, severance payments, deferred payments, retirement benefits, fringe benefits, and other financial arrangements or transactions such as personal vehicles, meals, housing, personal, and family education benefits, below-market loans, payment of personal or family travel, entertainment, and personal use of the Authority's property. Compensation includes payments and other benefits provided to both employees and independent contractors in exchange for services.

**Reportable Compensation** (Use the most recent W-2 available): The aggregate compensation that is reported (or required to be reported) on Form W-2, box 1 or 5, whichever amount is greater, and/or Form 1099-MISC, box 7, for the most recent calendar year ended 60 days before the start of the proposed budget year.

Hardyston Municipal Utilities Authority  
For the Period September 01, 2022 to August 31, 2023

Name	Title	Average Hours per Week Dedicated to Position	Position	Reportable Compensation from Authority (W-2/ 1099)				Estimated amount of other compensation from the Authority (health benefits, pension, etc.)	Total Compensation from Authority
				Base Salary/ Stipend	Bonus	Other (auto allowance, expense account, payment in lieu of health benefits, etc.)			
1 Frank Cicerale	Chairman	5 X	Former Highest Compensated Key Employee Officer Commissioner					\$ -	
2 Ellis Marples	Vice Chairman	5 X						\$ -	
3 Brian Kaminski	Secretary	5 X						\$ -	
4 Michael O'Grady	Treasurer	5 X						\$ -	
5 Robert Codner	Commissioner	5 X						\$ -	
6 Tony Alfano	Commissioner - Alternate 1	5 X						\$ -	
7 George Wortche	Commissioner - Alternate 2	5 X						\$ -	
8								\$ -	
9								\$ -	
10								\$ -	
11								\$ -	
12								\$ -	
13								\$ -	
14								\$ -	
15								\$ -	
16								\$ -	
17								\$ -	
18								\$ -	
19								\$ -	
20								\$ -	
21								\$ -	
22								\$ -	
23								\$ -	
24								\$ -	
25								\$ -	
26								\$ -	
27								\$ -	
28								\$ -	
29								\$ -	
30								\$ -	
31								\$ -	
32								\$ -	
33								\$ -	
34								\$ -	
35								\$ -	
Total:				\$ -	\$ -	\$ -	\$ -	\$ -	

## Schedule of Health Benefits - Detailed Cost Analysis

Hardyston Municipal Utilities Authority

For the Period: September 01, 2022 to August 31, 2023

If no health benefits, check this box:

	# of Covered Members (Medical & Rx) Proposed Budget	Annual Cost Estimate per Employee Proposed Budget	Total Cost Estimate Proposed Budget	# of Covered Members (Medical & Rx) Current Year	Annual Cost per Employee Current Year	Total Current Year Cost	\$ Increase (Decrease)	% Increase (Decrease)
<b>Active Employees - Health Benefits - Annual Cost</b>								
Single Coverage	-	-	-	-	-	-	-	-
Parent & Child	-	-	-	-	-	-	-	-
Employee & Spouse (or Partner)	-	-	-	-	-	-	-	-
Family	-	-	-	-	-	-	-	-
Employee Cost Sharing Contribution (enter as negative -)	-	-	-	-	-	-	-	-
<b>Subtotal</b>	-	-	-	-	-	-	-	-
<b>Commissioners - Health Benefits - Annual Cost</b>								
Single Coverage	-	-	-	-	-	-	-	-
Parent & Child	-	-	-	-	-	-	-	-
Employee & Spouse (or Partner)	-	-	-	-	-	-	-	-
Family	-	-	-	-	-	-	-	-
Employee Cost Sharing Contribution (enter as negative -)	-	-	-	-	-	-	-	-
<b>Subtotal</b>	-	-	-	-	-	-	-	-
<b>Retirees - Health Benefits - Annual Cost</b>								
Single Coverage	-	-	-	-	-	-	-	-
Parent & Child	-	-	-	-	-	-	-	-
Employee & Spouse (or Partner)	-	-	-	-	-	-	-	-
Family	-	-	-	-	-	-	-	-
Employee Cost Sharing Contribution (enter as negative -)	-	-	-	-	-	-	-	-
<b>Subtotal</b>	-	-	-	-	-	-	-	-
<b>GRAND TOTAL</b>	-	-	-	-	-	-	-	-


Is medical coverage provided by the SHBP (Yes or No)?

Is prescription drug coverage provided by the SHBP (Yes or No)?

Hardyston Municipal Utilities Authority  
For the Period: September 01, 2022 to August 31, 2023

Complete the below table for the Authority's accrued liability for compensated absences.  
If no accumulated absences, check this box:

Individuals Eligible for Benefit	Gross Days of Accumulated Compensated Absences at January 1, 2020	Dollar Value of Accrued Compensated Absence Liability	Legal Basis for Benefit			
			Approved Labor Agreement	Resolution	Individual Employment Agreement	
Total liability for accumulated compensated absences at January 1, 2021 (this page only)		\$	-			



**Hardyston Municipal Utilities Authority**  
**For the Period: September 01, 2022 to August 31, 2023**

*Complete the below table for the Authority's accrued liability for compensated absences.*

Individuals Eligible for Benefit	Gross Days of Accumulated Compensated Absences at January 1, 2020	Dollar Value of Accrued Compensated Absence Liability	Legal Basis for Benefit			
			Approved Labor Agreement	Resolution	Individual Employment Agreement	Agreement
<b>Total liability for accumulated compensated absences at January 1, 2021 (this page only)</b>		<b>\$</b>				

Hardyston Municipal Utilities Authority  
 For the Period: September 01, 2022 to August 31, 2023

*Complete the below table for the Authority's accrued liability for compensated absences.*

Individuals Eligible for Benefit	Gross Days of Accumulated Compensated Absences at January 1, 2020	Dollar Value of Accrued Compensated Absence Liability	Approved Labor Agreement	Resolution	Individual Employment Agreement
<b>Total liability for accumulated compensated absences at January 1, 2021 (all pages)</b>		\$ -			

## Schedule of Shared Service Agreements

Hardyston Municipal Utilities Authority

For the Period: September 01, 2022 to August 31, 2023

If no shared services, check this box:

Enter the shared service agreements that the Authority currently engages in and identify the amount that is received/paid for those services.

Name of Entity Providing Service	Name of Entity Receiving Service	Type of Shared Service Provided	Comments (Enter more specifics if needed)	Agreement		Amount to be	
				Effective Date	End Date	Received by/	Paid from
				Date	Agreement	Authority	Authority
Township of Hardyston	Hardyston Township Municipal Utilities Authority	Administration/Billing		1/1/2022	12/31/2022	\$ 117,831	
Township of Hardyston	Hardyston Township Municipal Utilities Authority	Operator & Maintenance		1/1/2022	12/31/2022	\$ 280,760	
Township of Sparta	Hardyston Township Municipal Utilities Authority	Chief Financial Officer		1/1/2022	12/31/2024	\$ 4,304	

**2022 AUTHORITY BUDGET  
FINANCIAL SCHEDULES SECTION**

# SUMMARY

Hardyston Municipal Utilities Authority  
For the Period: September 01, 2022 to August 31, 2023

	<b>FY 2022 Proposed Budget</b>				<b>FY 2021 Adopted Budget</b>		<b>\$ Increase (Decrease) Proposed vs. Adopted</b>	<b>% Increase (Decrease) Proposed vs. Adopted</b>
	Water	Sewer	N/A	N/A	Total All Operations	Total All Operations		
<b>REVENUES</b>								
Total Operating Revenues	\$ 501,198	\$ 1,079,297	-	-	\$ -	\$ 1,391,749	\$ 188,746	13.6%
Total Non-Operating Revenues	4,000	4,000	-	-	8,000	18,000	(10,000)	-55.6%
Total Anticipated Revenues	505,198	1,083,297	-	-	1,588,495	1,409,749	178,746	12.7%
<b>APPROPRIATIONS</b>								
Total Administration	147,068	147,067	-	-	294,135	281,220	12,915	4.6%
Total Cost of Providing Services	361,880	939,980	-	-	1,301,860	1,121,750	180,110	16.1%
Total Principal Payments on Debt Service in Lieu of Depreciation	-	-	-	-	-	-	-	#DIV/0!
Total Operating Appropriations	508,948	1,087,047	-	-	1,595,995	1,402,970	193,025	13.8%
Total Interest Payments on Debt	-	-	-	-	-	-	-	#DIV/0!
Total Other Non-Operating Appropriations	-	-	-	-	-	29,588	(29,588)	-100.0%
Total Non-Operating Appropriations	-	-	-	-	-	29,588	(29,588)	-100.0%
Accumulated Deficit	-	-	-	-	-	-	-	#DIV/0!
Total Appropriations and Accumulated Deficit	508,948	1,087,047	-	-	1,595,995	1,432,558	163,437	11.4%
Less: Total Unrestricted Net Position Utilized	3,750	3,750	-	-	7,500	22,809	(15,309)	-67.1%
Net Total Appropriations	505,198	1,083,297	-	-	1,588,495	1,409,749	178,746	12.7%
<b>ANTICIPATED SURPLUS (DEFICIT)</b>	\$ -	\$ -	-	-	\$ -	\$ -	\$ -	#DIV/0!

## Revenue Schedule

Hardyston Municipal Utilities Authority  
For the Period: September 01, 2022 to August 31, 2023

	<b>FY 2022 Proposed Budget</b>						<b>FY 2021 Adopted Budget</b>	<b>\$ Increase (Decrease) Proposed vs. Adopted</b>	<b>% Increase (Decrease) Proposed vs. Adopted</b>	
	Water	Sewer	N/A	N/A	N/A	N/A	Total All Operations	Total All Operations	All Operations	All Operations
<b>OPERATING REVENUES</b>										
<i>Service Charges</i>										
Residential	443,698	1,009,524					\$ 1,453,222	\$ 1,289,296	\$ 163,926	12.7%
Business/Commercial							-	-	-	#DIV/0!
Industrial							-	-	-	#DIV/0!
Intergovernmental							-	-	-	#DIV/0!
Other							-	-	-	#DIV/0!
Total Service Charges	443,698	1,009,524	-	-	-	-	1,453,222	1,289,296	163,926	12.7%
<i>Connection Fees</i>										
Residential							-	-	-	#DIV/0!
Business/Commercial							-	-	-	#DIV/0!
Industrial							-	-	-	#DIV/0!
Intergovernmental							-	-	-	#DIV/0!
Other							-	-	-	#DIV/0!
Total Connection Fees	-	-	-	-	-	-	-	-	-	#DIV/0!
<i>Parking Fees</i>										
Meters							-	-	-	#DIV/0!
Permits							-	-	-	#DIV/0!
Fines/Penalties							-	-	-	#DIV/0!
Other							-	-	-	#DIV/0!
Total Parking Fees	-	-	-	-	-	-	-	-	-	#DIV/0!
<i>Other Operating Revenues (List)</i>										
Developers Agreements		61,773					61,773	51,453	10,320	20.1%
Fire Suppression Revenue	14,500						14,500	-	14,500	#DIV/0!
Cell Tower Revenue	43,000						43,000	43,000	-	0.0%
Miscellaneous		8,000					8,000	8,000	-	0.0%
							-	-	-	#DIV/0!
							-	-	-	#DIV/0!
							-	-	-	#DIV/0!
							-	-	-	#DIV/0!
							-	-	-	#DIV/0!
							-	-	-	#DIV/0!
Total Other Revenue	57,500	69,773	-	-	-	-	127,273	102,453	24,820	24.2%
Total Operating Revenues	501,198	1,079,297	-	-	-	-	1,580,495	1,391,749	188,746	13.6%
<b>NON-OPERATING REVENUES</b>										
<i>Other Non-Operating Revenues (List)</i>										
							-	-	-	#DIV/0!
							-	-	-	#DIV/0!
							-	-	-	#DIV/0!
							-	-	-	#DIV/0!
							-	-	-	#DIV/0!
Total Other Non-Operating Revenue	-	-	-	-	-	-	-	-	-	#DIV/0!
<i>Interest on Investments &amp; Deposits (List)</i>										
Interest Earned	4,000	4,000					8,000	18,000	(10,000)	-55.6%
Penalties							-	-	-	#DIV/0!
Other							-	-	-	#DIV/0!
Total Interest	4,000	4,000	-	-	-	-	8,000	18,000	(10,000)	-55.6%
Total Non-Operating Revenues	4,000	4,000	-	-	-	-	8,000	18,000	(10,000)	-55.6%
<b>TOTAL ANTICIPATED REVENUES</b>	<b>\$ 505,198</b>	<b>\$ 1,083,297</b>	<b>\$ -</b>	<b>\$ -</b>	<b>\$ -</b>	<b>\$ -</b>	<b>\$ 1,588,495</b>	<b>\$ 1,409,749</b>	<b>\$ 178,746</b>	<b>12.7%</b>

## Prior Year Adopted Revenue Schedule

### Hardyston Municipal Utilities Authority

<i>FY 2021 Adopted Budget</i>							
	Water	Sewer	N/A	N/A	N/A	N/A	Total All Operations
<b>OPERATING REVENUES</b>							
<i>Service Charges</i>							
Residential	398,648	890,648					\$ 1,289,296
Business/Commercial							-
Industrial							-
Intergovernmental							-
Other							-
Total Service Charges	398,648	890,648	-	-	-	-	1,289,296
<i>Connection Fees</i>							
Residential							-
Business/Commercial							-
Industrial							-
Intergovernmental							-
Other							-
Total Connection Fees	-	-	-	-	-	-	-
<i>Parking Fees</i>							
Meters							-
Permits							-
Fines/Penalties							-
Other							-
Total Parking Fees	-	-	-	-	-	-	-
<i>Other Operating Revenues (List)</i>							
Developers Agreements		51,453					51,453
Fire Suppression Revenue							-
Cell Tower Revenue	43,000						43,000
Miscellaneous		8,000					8,000
							-
							-
							-
							-
							-
							-
							-
							-
Total Other Revenue	43,000	59,453	-	-	-	-	102,453
Total Operating Revenues	441,648	950,101	-	-	-	-	1,391,749
<b>NON-OPERATING REVENUES</b>							
<i>Other Non-Operating Revenues (List)</i>							
							-
							-
							-
							-
							-
							-
							-
Other Non-Operating Revenues	-	-	-	-	-	-	-
<i>Interest on Investments &amp; Deposits</i>							
Interest Earned	9,000	9,000					18,000
Penalties							-
Other							-
Total Interest	9,000	9,000	-	-	-	-	18,000
Total Non-Operating Revenues	9,000	9,000	-	-	-	-	18,000
<b>TOTAL ANTICIPATED REVENUES</b>	<b>\$ 450,648</b>	<b>\$ 959,101</b>	<b>\$ -</b>	<b>\$ -</b>	<b>\$ -</b>	<b>\$ -</b>	<b>\$ 1,409,749</b>

# Appropriations Schedule

Hardyston Municipal Utilities Authority  
For the Period: September 01, 2022 to August 31, 2023

	<b>FY 2022 Proposed Budget</b>						<b>FY 2021</b>			
	Water	Sewer	N/A	N/A	N/A	N/A	Total All Operations	<b>Adopted Budget</b>		<b>% Increase (Decrease) Proposed vs. Adopted</b>
								Total All Operations	All Operations	
<b>OPERATING APPROPRIATIONS</b>										
<i>Administration - Personnel</i>										
Salary & Wages							\$ -	\$ -	\$ -	#DIV/0!
Fringe Benefits							-	-	-	#DIV/0!
Total Administration - Personnel							-	-	-	#DIV/0!
<i>Administration - Other (List)</i>										
See Appropriation Detail	147,068	147,067				294,135	281,220	12,915		4.6%
Miscellaneous Administration*							-	-	-	#DIV/0!
Total Administration - Other	147,068	147,067				294,135	281,220	12,915		4.6%
Total Administration	147,068	147,067				294,135	281,220	12,915		4.6%
<i>Cost of Providing Services - Personnel</i>										
Salary & Wages							-	-	-	#DIV/0!
Fringe Benefits							-	-	-	#DIV/0!
Total COPS - Personnel							-	-	-	#DIV/0!
<i>Cost of Providing Services - Other (List)</i>										
See Appropriation Detail	361,880	939,980				1,301,860	1,121,750	180,110		16.1%
Miscellaneous COPS*							-	-	-	#DIV/0!
Total COPS - Other	361,880	939,980				1,301,860	1,121,750	180,110		16.1%
Total Cost of Providing Services	361,880	939,980				1,301,860	1,121,750	180,110		16.1%
Total Principal Payments on Debt Service in Lieu of Depreciation							-	-	-	#DIV/0!
Total Operating Appropriations	508,948	1,087,047				1,595,995	1,402,970	193,025		13.8%
<b>NON-OPERATING APPROPRIATIONS</b>										
Total Interest Payments on Debt							-	-	-	#DIV/0!
Operations & Maintenance Reserve							-	-	-	#DIV/0!
Renewal & Replacement Reserve							29,588	(29,588)		-100.0%
Municipality/County Appropriation							-	-	-	#DIV/0!
Other Reserves							-	-	-	#DIV/0!
Total Non-Operating Appropriations							29,588	(29,588)		-100.0%
<b>TOTAL APPROPRIATIONS</b>	<b>508,948</b>	<b>1,087,047</b>				<b>1,595,995</b>	<b>1,432,558</b>	<b>163,437</b>		<b>11.4%</b>
<b>ACCUMULATED DEFICIT</b>							-	-		#DIV/0!
<b>TOTAL APPROPRIATIONS &amp; ACCUMULATED DEFICIT</b>	<b>508,948</b>	<b>1,087,047</b>				<b>1,595,995</b>	<b>1,432,558</b>	<b>163,437</b>		<b>11.4%</b>
<b>UNRESTRICTED NET POSITION UTILIZED</b>										
Municipality/County Appropriation							-	-	-	#DIV/0!
Other	3,750	3,750				7,500	22,809	(15,309)		-67.1%
Total Unrestricted Net Position Utilized	3,750	3,750				7,500	22,809	(15,309)		-67.1%
<b>TOTAL NET APPROPRIATIONS</b>	<b>\$ 505,198</b>	<b>\$ 1,083,297</b>	<b>\$ -</b>	<b>\$ -</b>	<b>\$ -</b>	<b>\$ -</b>	<b>\$ 1,588,495</b>	<b>\$ 1,409,749</b>	<b>\$ 178,746</b>	<b>12.7%</b>

\* Miscellaneous line items may not exceed 5% of total operating appropriations shown below. If amount in miscellaneous is greater than the amount shown below, then the line item must be itemized above.

5% of Total Operating Appropriations    \$ 25,447.40    \$ 54,352.35    \$ -    \$ -    \$ -    \$ -    \$ 79,799.75



# AUTHORITY PROPOSED APPROPRIATIONS

## APPROPRIATION DETAIL PAGE

Hardyston Municipal Utilities Authority

For the Period: September 01, 2022 to August 31, 2023

*Use the space below to provide further detail of any Appropriations listed on "F-4 Appropriations (Proposed)"*

<i>Line Item:</i>	<i>Water</i>	<i>Sewer</i>	<i>N/A</i>	<i>N/A</i>	<i>N/A</i>	<i>N/A</i>
Administrative Expenses:						
Recording Secretary	58,916.00	58,915.00				
Financial Administration	2,152.00	2,152.00				
Engineering	25,000.00	25,000.00				
Legal	21,000.00	21,000.00				
Accounting and Auditing	12,000.00	12,000.00				
Financial Advisor	3,750.00	3,750.00				
Insurance	14,000.00	14,000.00				
Postage	2,000.00	2,000.00				
Forms/Specialty Supplies	1,750.00	1,750.00				
Miscellaneous	3,500.00	3,500.00				
Computer Software Maintenance	3,000.00	3,000.00				
Total Administration	147,068.00	147,067.00				
Cost of Providing Services:						
Operators Contractual Hardyston	140,380.00	140,380.00				
Electricity	54,000.00	16,000.00				
Natural Gas		3,600.00				
Alarm Systems	5,000.00	5,000.00				
Materials & Repairs	95,000.00	95,000.00				
Fees, Permits & Dues	8,000.00					
Service Contract SCMUA		680,000.00				
Lab Testing	25,000.00					
Chemicals	20,000.00					
Fire Suppression Costs	14,500.00					
Total Cost of Providing Services	361,880.00	939,980.00				





# Prior Year Adopted Appropriations Schedule

## Hardyston Municipal Utilities Authority

### FY 2021 Adopted Budget

	Water	Sewer	N/A	N/A	N/A	N/A	Total All Operations
<b>OPERATING APPROPRIATIONS</b>							
<i>Administration - Personnel</i>							
Salary & Wages							\$ -
Fringe Benefits							-
Total Administration - Personnel	-	-	-	-	-	-	-
<i>Administration - Other (List)</i>							
See Appropriation Detail	140,610	140,610					281,220
Miscellaneous Administration*							-
Total Administration - Other	140,610	140,610	-	-	-	-	281,220
Total Administration	140,610	140,610	-	-	-	-	281,220
<i>Cost of Providing Services - Personnel</i>							
Salary & Wages							-
Fringe Benefits							-
Total COPS - Personnel	-	-	-	-	-	-	-
<i>Cost of Providing Services - Other (List)</i>							
See Appropriation Detail	280,450	841,300					1,121,750
Miscellaneous COPS*							-
Total COPS - Other	280,450	841,300	-	-	-	-	1,121,750
Total Cost of Providing Services	280,450	841,300	-	-	-	-	1,121,750
Total Principal Payments on Debt Service in Lieu of Depreciation	-	-	-	-	-	-	-
Total Operating Appropriations	421,060	981,910	-	-	-	-	1,402,970
<b>NON-OPERATING APPROPRIATIONS</b>							
Total Interest Payments on Debt	-	-	-	-	-	-	-
Operations & Maintenance Reserve							-
Renewal & Replacement Reserve	29,588						29,588
Municipality/County Appropriation							-
Other Reserves							-
Total Non-Operating Appropriations	29,588	-	-	-	-	-	29,588
<b>TOTAL APPROPRIATIONS</b>	450,648	981,910	-	-	-	-	1,432,558
<b>ACCUMULATED DEFICIT</b>							-
<b>TOTAL APPROPRIATIONS &amp; ACCUMULATED DEFICIT</b>	450,648	981,910	-	-	-	-	1,432,558
<b>UNRESTRICTED NET POSITION UTILIZED</b>							
Municipality/County Appropriation	-	-	-	-	-	-	-
Other							22,809
Total Unrestricted Net Position Utilized	-	22,809	-	-	-	-	22,809
<b>TOTAL NET APPROPRIATIONS</b>	\$ 450,648	\$ 959,101	\$ -	\$ -	\$ -	\$ -	\$ 1,409,749

\* Miscellaneous line items may not exceed 5% of total operating appropriations shown below. If amount in miscellaneous is greater than the amount shown below, then the line item must be itemized above.

5% of Total Operating Appropriations    \$ 21,053.00    \$ 49,095.50    \$ -    \$ -    \$ -    \$ -    \$ 70,148.50

# AUTHORITY PRIOR YEAR ADOPTED APPROPRIATIONS APPROPRIATION DETAIL PAGE

Hardyston Municipal Utilities Authority

FY 2021 Adopted Budget

*Use the space below to provide further detail of any Appropriations listed on "F-5 Appropriations (PY Adopted)"*

Line Item:	Water	Sewer	N/A	N/A	N/A	N/A
Administrative Expenses:						
Recording Secretary	57,760.00	57,760.00				
Financial Administration	2,100.00	2,100.00				
Engineering	25,000.00	25,000.00				
Legal	21,000.00	21,000.00				
Accounting and Auditing	12,000.00	12,000.00				
Insurance	14,000.00	14,000.00				
Postage	2,500.00	2,500.00				
Forms/Specialty Supplies	1,250.00	1,250.00				
Miscellaneous	2,000.00	2,000.00				
Computer Software Maintenance	3,000.00	3,000.00				
Total Administration	140,610.00	140,610.00				
Cost of Providing Services:						
Operators Contractual Hardyston	124,700.00	103,050.00				
Electricity	53,000.00	16,000.00				
Natural Gas		3,500.00				
Alarm Systems	3,750.00	3,750.00				
Materials & Repairs	55,000.00	55,000.00				
Fees, Permits & Dues	8,000.00					
Service Contract SCMUA		660,000.00				
Lab Testing	16,000.00					
Chemicals	20,000.00					
Total Cost of Providing Services	280,450.00	841,300.00				

**AUTHORITY PRIOR YEAR ADOPTED APPROPRIATIONS  
APPROPRIATION DETAIL PAGE**

Hardyston Municipal Utilities Authority

FY 2021 Adopted Budget

*Use the space below to provide further detail of any Appropriations listed on "F-5 Appropriations (PY Adopted)"*

<i>Line Item:</i>	<i>Water</i>	<i>Sewer</i>	<i>N/A</i>	<i>N/A</i>	<i>N/A</i>	<i>N/A</i>

# AUTHORITY PRIOR YEAR ADOPTED APPROPRIATIONS

## APPROPRIATION DETAIL PAGE

Hardyston Municipal Utilities Authority

FY 2021 Adopted Budget

*Use the space below to provide further detail of any Appropriations listed on "F-5 Appropriations (PY Adopted)"*

<i>Line Item:</i>	<i>Water</i>	<i>Sewer</i>	<i>N/A</i>	<i>N/A</i>	<i>N/A</i>	<i>N/A</i>

# Debt Service Schedule - Principal

If Authority has no debt, check this box:		Hardyston Municipal Utilities Authority									
		<i>Fiscal Year Ending in</i>									
	X	Date of Local Finance Board Approval	FY 2021 Adopted Budget	FY 2022 Proposed Budget	2023	2024	2025	2026	2027	Thereafter	Total Principal Outstanding
<i>Water</i>											\$ -
Total Principal											
<i>Sewer</i>											
Total Principal											
N/A											
Total Principal											
N/A											
Total Principal											
N/A											
Total Principal											
N/A											
Total Principal											
N/A											
Total Principal											
N/A											
Total Principal											
<b>TOTAL PRINCIPAL ALL OPERATIONS</b>											
<i>Indicate the Authority's most recent bond rating and the year of the rating by ratings service</i>											
			Moody's	Fitch	Standard & Poors						
Bond Rating											
Year of Last Rating											



## Debt Service Schedule - Interest

Hardyston Municipal Utilities Authority

If Authority has no debt, check this box

		<i>Fiscal Year Ending in</i>								
		FY 2021 Adopted Budget	FY 2022 Proposed Budget	2023	2024	2025	2026	2027	Thereafter	Total Interest Payments Outstanding
Water										\$ -
	Total Interest Payments	-	-							-
Sewer										-
	Total Interest Payments	-	-							-
N/A										-
	Total Interest Payments	-	-							-
N/A										-
	Total Interest Payments	-	-							-
N/A										-
	Total Interest Payments	-	-							-
N/A										-
	Total Interest Payments	-	-							-
<b>TOTAL INTEREST ALL OPERATIONS</b>										
	Total Interest Payments	-	-	-	-	-	-	-	-	-
		\$ -	\$ -	\$ -	\$ -	\$ -	\$ -	\$ -	\$ -	\$ -

# Net Position Reconciliation

Hardyston Municipal Utilities Authority

For the Period: September 01, 2022 to August 31, 2023

## FY 2022 Proposed Budget

	Water	Sewer	N/A	N/A	N/A	N/A	Total All Operations
<b>TOTAL NET POSITION BEGINNING OF LATEST AUDIT REPORT YEAR(1)</b>	\$ 3,296,096	\$ 3,296,095					\$ 6,592,191
Less: Invested in Capital Assets, Net of Related Debt (1)	1,888,710	1,888,710					3,777,420
Less: Restricted for Debt Service Reserve (1)							-
Less: Other Restricted Net Position (1)							-
Total Unrestricted Net Position (1)	1,407,386	1,407,385	-	-	-	-	2,814,771
Less: Designated for Non-Operating Improvements & Repairs							-
Less: Designated for Rate Stabilization							-
Less: Other Designated by Resolution	915,607	915,607					1,831,214
Plus: Accrued Unfunded Pension Liability (1)							-
Plus: Accrued Unfunded Other Post-Employment Benefit Liability (1)							-
Plus: Estimated Income (Loss) on Current Year Operations (2)	(41,632)	(41,632)					(83,264)
Plus: Other Adjustments (attach schedule)							-
<b>UNRESTRICTED NET POSITION AVAILABLE FOR USE IN PROPOSED BUDGET</b>	450,147	450,146	-	-	-	-	900,293
Unrestricted Net Position Utilized to Balance Proposed Budget	3,750	3,750	-	-	-	-	7,500
Unrestricted Net Position Utilized in Proposed Capital Budget	-	-	-	-	-	-	-
Appropriation to Municipality/County (3)	-	-	-	-	-	-	-
Total Unrestricted Net Position Utilized in Proposed Budget	3,750	3,750	-	-	-	-	7,500
<b>PROJECTED UNRESTRICTED UNDESIGNATED NET POSITION AT END OF YEAR</b>							
<b>Last issued Audit Report (4)</b>	\$ 446,397	\$ 446,396	\$ -	\$ -	\$ -	\$ -	\$ 892,793

(1) Total of all operations for this line item must agree to audited financial statements.

(2) Include budgeted and unbudgeted use of unrestricted net position in the current year's operations.

(3) Amount may not exceed 5% of total operating appropriations. See calculation below.

Maximum Allowable Appropriation to Municipality/County \$ 25,447 \$ 54,352 \$ - \$ - \$ - \$ - \$ 79,800

(4) If Authority is projecting a deficit for any operation at the end of the budget period, the Authority must attach a statement explaining its plan to reduce the deficit, including the timeline for elimination of the deficit, if not already detailed in the budget narrative section.

**2022**

**Hardyston Municipal Utilities Authority**

---

(Authority Name)

**2022 AUTHORITY CAPITAL BUDGET/PROGRAM**

# 2022 CERTIFICATION OF AUTHORITY CAPITAL BUDGET / PROGRAM

**Hardyston Municipal Utilities Authority**

(Authority Name)

**Fiscal Year: September 01, 2022 to August 31, 2023**

*Check the box for the applicable statement below:*

It is hereby certified that the Authority Capital Budget/Program annexed hereto is a true copy of the Capital Budget/Program approved, pursuant to N.J.A.C. 5:31-2.2, along with the Annual Budget, of governing body of the Hardyston Municipal Utilities Authority, on .

It is hereby certified that the governing body of the Hardyston Municipal Utilities Authority have elected **NOT** to adopt and Capital Budget/Program for the aforesaid fiscal year, pursuant to N.J.A.C. 5:31-2.2, along with the Annual Budget by the governing body of the Hardyston Municipal Utilities for the following reason(s):

<b>Officer's Signature:</b>	
<b>Name:</b>	
<b>Title:</b>	
<b>Address:</b>	306 Holland Mountain Road Stockholm, NJ 07460
<b>Phone Number:</b>	973-823-0561
<b>Fax Number:</b>	N/A
<b>E-mail Address:</b>	

# 2022 CAPITAL BUDGET/PROGRAM MESSAGE

Hardyston Municipal Utilities Authority

**Fiscal Year: September 01, 2022 to August 31, 2023**

*Answer all questions below using the space provided.*

1. Has each municipality or county affected by the actions of the authority participated in the development of the capital plan and reviewed or approved the plans or projects included within the Capital Budget/Program (this may include the governing body or certain officials, such as planning boards, Construction Code Officials) as to these projects?

No

2. Has each capital project/project financing been developed from a specific capital improvement plan or report; does it include lifecycle costs; and is it consistent with the appropriate elements of Master Plans or other plans in the jurisdiction(s) served by the authority?

No

No

No

3. Has a long-term (5 years or more) infrastructure needs and other capital items (Vehicles, Equipment) needs assessment been prepared?

No

4. If amounts are on Page CB-3 in the column Debt Authorizations, indicate the primary source of funding the debt service for the Debt Authorizations (example - rate increase).

Not applicable.

5. Please indicate which capital projects/project financings are being undertaken in the Metropolitan or Suburban Planning Areas as defined in the State Development and Redevelopment Plan.

None.

6. Please indicate which capital projects/project financings are being undertaken within the boundary of a State Planning Commission-designated Center and/or Endorsed Plan and if the project was included in the Plan Implementation Agenda for that Center/Endorsed Plan.

Not applicable.

# Proposed Capital Budget

## Hardyston Municipal Utilities Authority

For the Period: September 01, 2022 to August 31, 2023

		<i>Funding Sources</i>				
		Estimated Total	Unrestricted Net	Renewal & Replacement	Debt	Other
		Cost	Position Utilized	Reserve	Authorization	Capital Grants
						Sources
<i>Water</i>						
	Water Distribution System Improvements As Builts and Conveyance	\$ 100,000 68,625 -		\$ 100,000		68,625
	Total	168,625	-	100,000	-	68,625
<i>Sewer</i>						
	Sewer Transmission System Improvements As Builts and Conveyance	100,000 68,625 -		\$ 100,000		68,625
	Total	168,625	-	100,000	-	68,625
<i>N/A</i>						
		-				
	Total	-	-	-	-	-
<i>N/A</i>						
		-				
	Total	-	-	-	-	-
<i>N/A</i>						
		-				
	Total	-	-	-	-	-
<i>N/A</i>						
		-				
	Total	-	-	-	-	-
<b>TOTAL PROPOSED CAPITAL BUDGET</b>		<b>\$ 337,250</b>	<b>\$ -</b>	<b>\$ 200,000</b>	<b>\$ -</b>	<b>\$ 137,250</b>

Enter brief description of up to four projects for each operation above. For operations with more than four budgeted projects, please attach additional schedules. Input total amount of all projects for the operation on single line and enter "See Attached Schedule" instead of project description.

# 5 Year Capital Improvement Plan

Hardyston Municipal Utilities Authority  
For the Period: September 01, 2022 to August 31, 2023

		Fiscal Year Beginning in						
		Estimated Total Cost	Current Budget Year 2022	2023	2024	2025	2026	2027
<i>Water</i>								
	Water Distribution System Improvements As Builts and Conveyance	\$ 100,000 68,625 -	\$ 100,000 68,625 -					
	Total	168,625	168,625	-	-	-	-	-
<i>Sewer</i>								
	Sewer Transmission System Improvements As Builts and Conveyance	100,000 68,625 -	100,000 68,625 -					
	Total	168,625	168,625	-	-	-	-	-
<i>N/A</i>								
		-	-					
	Total	-	-	-	-	-	-	-
<i>N/A</i>								
		-	-					
	Total	-	-	-	-	-	-	-
<i>N/A</i>								
		-	-					
	Total	-	-	-	-	-	-	-
<i>N/A</i>								
		-	-					
	Total	-	-	-	-	-	-	-
<b>TOTAL</b>		<b>\$ 337,250</b>	<b>\$ 337,250</b>	<b>\$ -</b>	<b>\$ -</b>	<b>\$ -</b>	<b>\$ -</b>	<b>\$ -</b>

*Project descriptions entered on Page CB-3 will carry forward to Pages CB-4 and CB-5. No need to re-enter project descriptions above.*

## 5 Year Capital Improvement Plan Funding Sources

Hardyston Municipal Utilities Authority  
For the Period: September 01, 2022 to August 31, 2023

		<i>Funding Sources</i>				
		Estimated Total Cost	Unrestricted Net Position Utilized	Renewal & Replacement Reserve	Debt Authorization	Capital Grants Other Sources
<i>Water</i>						
Water Distribution System Improvements As Builts and Conveyance	\$ 100,000 68,625 -	-	-	\$ 100,000	-	68,625
Total	168,625	-	-	100,000	-	68,625
<i>Sewer</i>						
Sewer Transmission System Improvements As Builts and Conveyance	100,000 68,625 -	-	-	\$ 100,000	-	68,625
Total	168,625	-	-	100,000	-	68,625
<i>N/A</i>						
	-	-	-	-	-	-
Total	-	-	-	-	-	-
<i>N/A</i>						
	-	-	-	-	-	-
Total	-	-	-	-	-	-
<i>N/A</i>						
	-	-	-	-	-	-
Total	-	-	-	-	-	-
<i>N/A</i>						
	-	-	-	-	-	-
Total	-	-	-	-	-	-
<b>TOTAL</b>	\$ 337,250	\$ -	\$ 200,000	\$ -	\$ -	\$ 137,250
Total 5 Year Plan per CB-4	\$ 337,250					
Balance check		- If amount is other than zero, verify that projects listed above match projects listed on CB-4.				

Project descriptions entered on Page CB-3 will carry forward to Pages CB-4 and CB-5. No need to re-enter project descriptions above.



**Hardyston Municipal Utilities Authority**  
**For the Period September 01, 2022 to August 31, 2023**

	Name	Title	Average Hours per Week Dedicated to Position	Position	Reportable Compensation from Authority (W-2/ 1099)				Estimated amount of other compensation from the Authority (health benefits, pension, etc.)	Total Compensation from Authority
					Base Salary/ Stipend	Bonus	Other (auto allowance, expense account, payment in lieu of health benefits, etc.)			
1	Frank Cicerale	Chairman	5 X	Commissioner						\$ -
2	Ellis Marples	Vice Chairman	5 X	Former Highest Compensated Key Employee						\$ -
3	Brian Kaminski	Secretary	5 X							\$ -
4	Michael O'Grady	Treasurer	5 X							\$ -
5	Robert Codner	Commissioner	5 X							\$ -
6	Tony Alfano	Commissioner	5 X							\$ -
7	George Wortche	Commissioner	5 X							\$ -
8										\$ -
9										\$ -
10										\$ -
11										\$ -
12										\$ -
13										\$ -
14										\$ -
15										\$ -
16										\$ -
17										\$ -
18										\$ -
19										\$ -
20										\$ -
21										\$ -
22										\$ -
23										\$ -
24										\$ -
25										\$ -
26										\$ -
27										\$ -
28										\$ -
29										\$ -
30										\$ -
31										\$ -
32										\$ -
33										\$ -
34										\$ -
35										\$ -
<b>Total:</b>										\$ -